


# RECEPTION READING AND PHONICS PARENT WORKSHOP

Friday 20<sup>th</sup> January 2017

Lessness Heath

Mrs Shields and Miss Bennett


# AIMS OF THE MEETING

- ▶ Find out what your child is learning in phonics
  - ▶ How to support your child reading to you
  - ▶ Ideas for reading to your child at home
- 

# WHAT IS PHONICS?

- ▶ Phonics is a way of teaching children to read quickly and skilfully. They are taught how to:
  - recognise the sounds that each individual letter makes;
  - identify the sounds that different combinations of letters make - such as 'sh' or 'oo'; and
  - blend these sounds together from left to right to make a word.
- ▶ Children can then use this knowledge to 'de-code' new words that they hear or see. This is the first important step in learning to read.

# WHAT HAS MY CHILD LEARNT SO FAR?

- ▶ The sounds of all of the letters of the alphabet
  - ▶ How to say the sound in words and 'blend' them to read a word
  - ▶ Most children have started the next set of sounds called 'vowel digraphs'
- 

# PHASE 2 LETTER SOUNDS

s	a	t	p	i	n	m	d
g	c	o	k	ck	e	u	r
h	b	f	ff	l	ll	ss	

I	go	
no	the	to

# PHASE 3 SOUNDS



# READING PHASE 3 WORDS

hurt  
• • •

church  
• • •

pain  
• • •

ring  
• • •

night  
• • •

hair  
• •




# PHASE 3 TRICKY WORDS (CANNOT SOUND OUT)

he she we  
me be you  
are was  
all her my  
they





# HOME READING

- ▶ As parents, you can make the biggest difference to your child's success as a reader by encouraging your child to read as much and as widely as possible at home.
  - ▶ children need to read for 10 minutes everyday
  - ▶ It has been proved that children who read regularly at home make better progress in reading (and other areas of education)
- 

# TEN TIPS FOR HEARING YOUR CHILD READ

- ▶ 1. Choose a quiet time
- ▶ 2. Make reading enjoyable
- ▶ 3. Maintain the flow
- ▶ 4. Be positive
- ▶ 5. Success is the key
- ▶ 6. Visit the Library
- ▶ 7. Regular practice
- ▶ 8. Communicate
- ▶ 9. Talk about the books
- ▶ 10. Variety is important



# READING WITH YOUR CHILD

## TARGETS

<input type="checkbox"/>	<b>Can I talk about stories that I have heard and read?</b>
<input type="checkbox"/>	<b>Can I talk about non-fiction texts?</b>
<input type="checkbox"/>	<b>Can I find the title?</b>
<input type="checkbox"/>	<b>Can I find where the story begins?</b>
<input type="checkbox"/>	<b>Can I read the pages in order?</b>
<input type="checkbox"/>	<b>Can I read print from left to right?</b>
<input type="checkbox"/>	<b>Can I point to the word and say it?</b>
<input type="checkbox"/>	<b>Can I use the pattern in a book to help me?</b>
<input type="checkbox"/>	<b>Can I use the pictures to help me?</b>
<input type="checkbox"/>	<b>Can I blend cvc words?</b>



<input type="checkbox"/>	Can I confidently find the title and author?
<input type="checkbox"/>	Can I match 1:1?
<input type="checkbox"/>	Can I read lots of common words in my books?
<input type="checkbox"/>	Can I make my reading sound interesting? (use phrasing and intonation rather than reading each word in isolation)
<input type="checkbox"/>	Can I reread to check my reading? (self-correct)
<input type="checkbox"/>	Can I predict new words using what I have read so far?
<input type="checkbox"/>	Can I use the pictures to help me?
<input type="checkbox"/>	Can I answer simple questions about what I have read?
<input type="checkbox"/>	Can I read cvc words, including those containing digraphs/trigraphs?
<input type="checkbox"/>	Can I find the contents page? (NF)
<input type="checkbox"/>	Can I point to the headings on each page? (NF)

<http://www.bing.com/videos/search?q=how+to+read+with+your+child&&view=detail&mid=61B1FD24838B95647FC761B1FD24838B95647FC7&FORM=VRDGAR>



# READING FOR PLEASURE

- ▶ Evidence suggests that children who read for enjoyment every day not only perform better in reading tests than those who don't, but also:
  - ▶ develop a broader vocabulary,
  - ▶ increased general knowledge
  - ▶ a better understanding of other cultures.

<http://www.bing.com/videos/search?q=you+tube+reading+with+your+child&view=detail&mid=38D3826CC6652202E24238D3826CC6652202E242&FORM=VIRE>